

The LIFE Trust Mid-Essex Schools' Remote Learning Policy

Courageous Optimism Heartfelt Compassion Boundless Creativity

Remote education provision: information for parents

This information is intended to provide clarity and transparency to pupils and parents or carers about what to expect from remote education if local restrictions require entire cohorts (or bubbles) to remain at home.

For details of what to expect where individual pupils are self-isolating, please see the final section of this page.

The remote curriculum: what is taught to pupils at home

A pupil's first day or two of being educated remotely might look different from our standard approach, while we take all necessary actions to prepare for a longer period of remote teaching.

What should my child expect from immediate remote education in the first day or two of pupils being sent home?

Whilst preparing for a longer period of remote learning, we will ensure children have access to a variety of different curriculum subjects each week. This will not be live or recorded lessons but will be provided using resources accessed through Google Classroom.

Following the first few days of remote education, will my child be taught broadly the same curriculum as they would if they were in school?

We teach the same curriculum remotely as we do in school wherever possible and appropriate. However, we have needed to make some adaptations in some subjects where parents may not have the necessary resources available at home for example PE and Design and Technology. The remote learning will be set weekly in the same format for the children to access. We have handpicked the content and resources to continue to support and develop knowledge and skills during school closures. The work is set so that the children can access and work through it at their own pace or at a time that is more convenient to individual home circumstances.

Remote teaching and study time each day

How long can I expect work set by the school to take my child each day?

We expect that remote education (including remote teaching and independent work) will take pupils broadly the following number of hours each day:

A minimum of 3 hours per day for KS1 and 4 hours per day for KS2 will be set, in line with government expectations. The work set will be appropriate for the age and stage of each class and a range of activities set that can be completed at any time throughout the day. The learning will cover all areas of the school curriculum.

Accessing remote education

How will my child access any online remote education you are providing?

All remote learning will be accessed through Google Classrooms. All children (Reception-Year 6) have log in details to access this platform and learning will be uploaded to the Google Classroom by 9am daily. Children can contact their teacher via the classroom between 8:30 and 3:30 each day.

If my child does not have digital or online access at home, how will you support them to access remote education?

We recognise that some pupils may not have suitable online access at home. We take the following approaches to support those pupils to access remote education:

If you are unable to access digital or online resources at home, please contact the school office in the first instance. We will identify the best way to support the needs of the children which may include considering preparing printed packs of resources for collection.

How will my child be taught remotely?

We use a combination of the following approaches to teach pupils remotely:

Some examples of remote teaching approaches used in delivery of learning may include, but is not limited to:

- recorded teaching from educational establishments such as White Rose Maths, Oak National Academy and Youtube
- reading books pupils have at home and those that can be accessed virtually, or organised by phoning the school
- commercially available websites supporting the teaching of specific subjects or areas, including video clips, quizzes and sequences
- Online tasks through google classrooms

Engagement and feedback

What are your expectations for my child's engagement and the support that we as parents and carers should provide at home?

As a school, we will do all we can to support pupils and families in remote learning. However, we require the support of parents for this to be flexible.

- We ask pupils to complete all tasks set, where possible.
- We ask all pupils to register each morning via a message on their teacher's announcement
- We ask parents to support pupils by setting up a routine for learning and ensuring pupils have a suitable working environment

How will you check whether my child is engaging with their work and how will I be informed if there are concerns?

- Teachers will check in with the class daily through the communication stream and private messaging on Google Classroom.
- A register will be kept of work completed and of pupil attendance
- If pupils are not engaging with learning daily, welfare calls will be made to parents by a member of school staff to identify ways that we can further support.

How will you assess my child's work and progress?

Feedback can take many forms and may not always mean extensive written comments for individual children. For example, whole-class feedback or quizzes marked automatically via digital platforms are also valid and effective methods, amongst many others. Our approach to feeding back on pupil work is as follows:

- Feedback will vary according to the work set but will be given using the google classroom.
- Daily live support and feedback session are available via messaging on Google Classroom
- Written feedback/comments will be given to those who hand in work on Google Classroom

Additional support for pupils with particular needs

How will you work with me to help my child who needs additional support from adults at home to access remote education?

We recognise that some pupils, for example some pupils with special educational needs and disabilities (SEND), may not be able to access remote education without support from adults at home. We acknowledge the difficulties this may place on families, and we will work with parents and carers to support those pupils in the following ways:

- If your child is supported on our SEND register, the SENCo will call you directly.
- If your child has an EHCP they will be invited to attend school to complete their learning.
- Where appropriate, regular contact will be made with parents and carers by the SENCo and other school staff to support the remote learning of these pupils at home.

Remote education for self-isolating pupils

Where individual pupils need to self-isolate but the majority of their peer group remains in school, how remote education is provided will likely differ from the approach for whole groups. This is due to the challenges of teaching pupils both at home and in school. **If my child is not in school because they are self-isolating, how will their remote education differ from the approaches described above?**





Teachers will continue to communicate with parents via Google Classroom and assign work to pupils who are self-isolating.

Oak Academy and White Rose Maths have been selected to support remote learning for individual cases as Oak Academy and White Rose lessons are in-line with our teaching

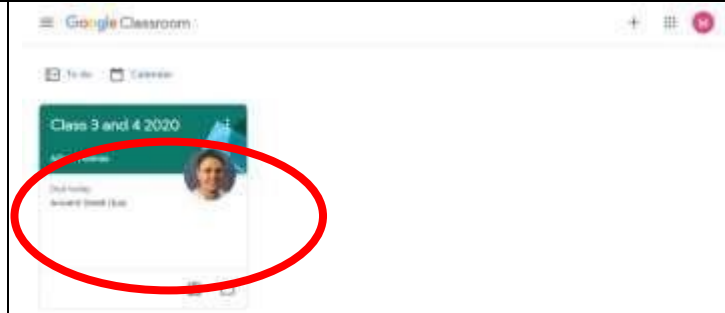
ethos – they encourage the use of retrieval practice, explicit teaching with high quality modelling, and the use of deliberate practice.

The online lessons are free to all and offer a recorded taught session so that the children can access physical teaching from a teacher and then access work relating to that lesson within the same website. These sessions will match the curriculum being taught in school, where possible.

How to Access Google Classroom

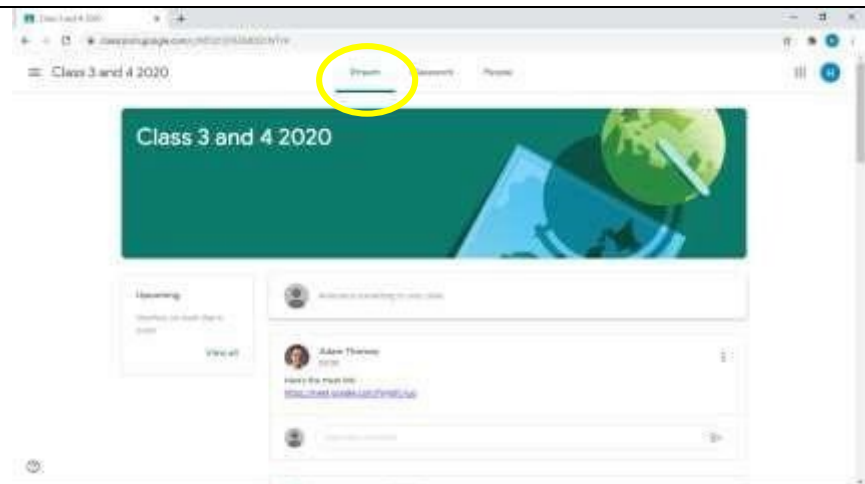
<p>1. Click on the 9 dots in the corner of the home screen and select the classroom icon. If it's not there go to classroom.google.com and select "Go to Classroom"</p>	  
<p>2. Log in using your school account and password</p>	

3. Click on your class.

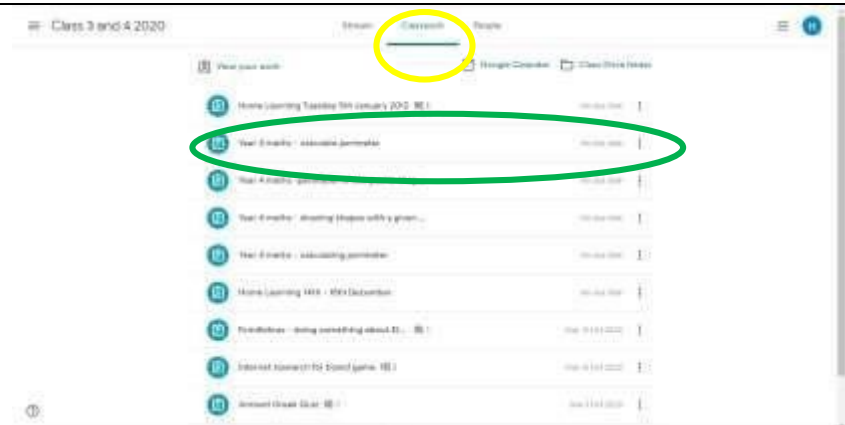


How to access work and hand in assignments

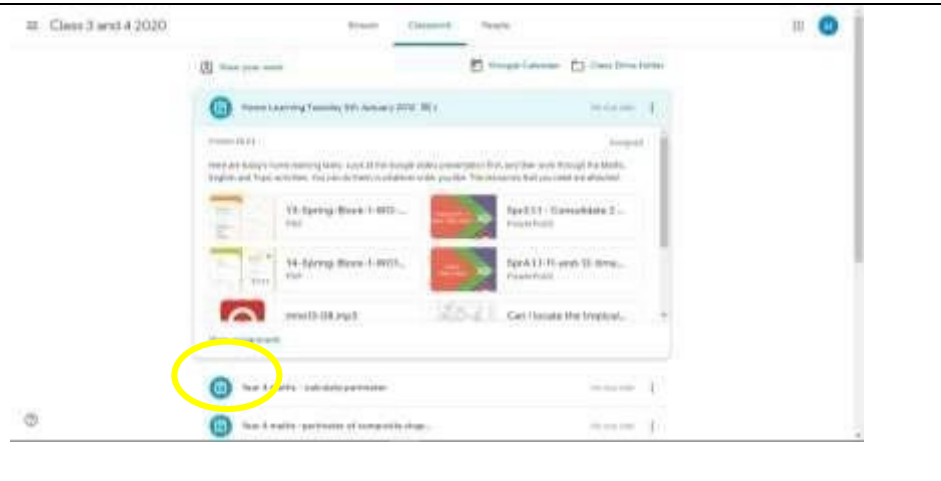
When you first log in, you will see the Stream. This is where you will see messages from your teacher, notifications about new assignments, and where and where you should register on your teacher's comment every day.



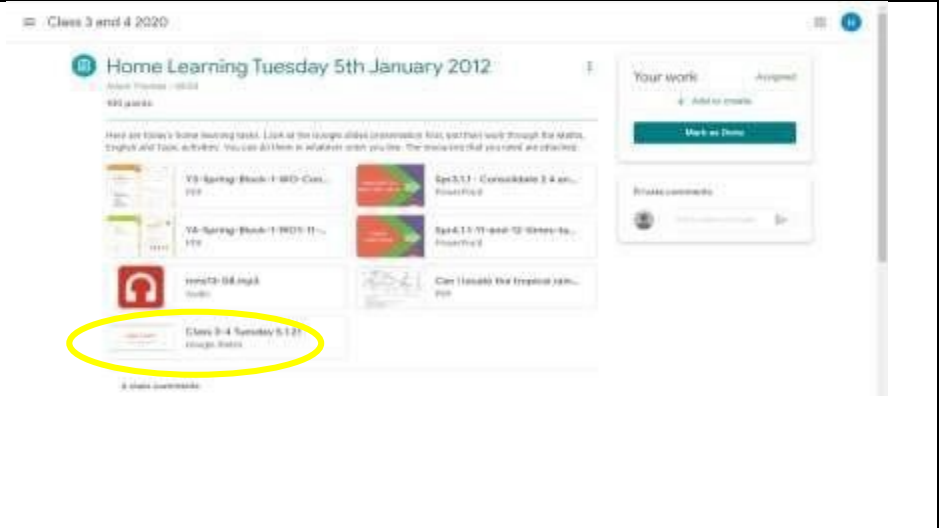
Click in the Classwork tab to see your assignments, and then click on the assignment you want to complete.



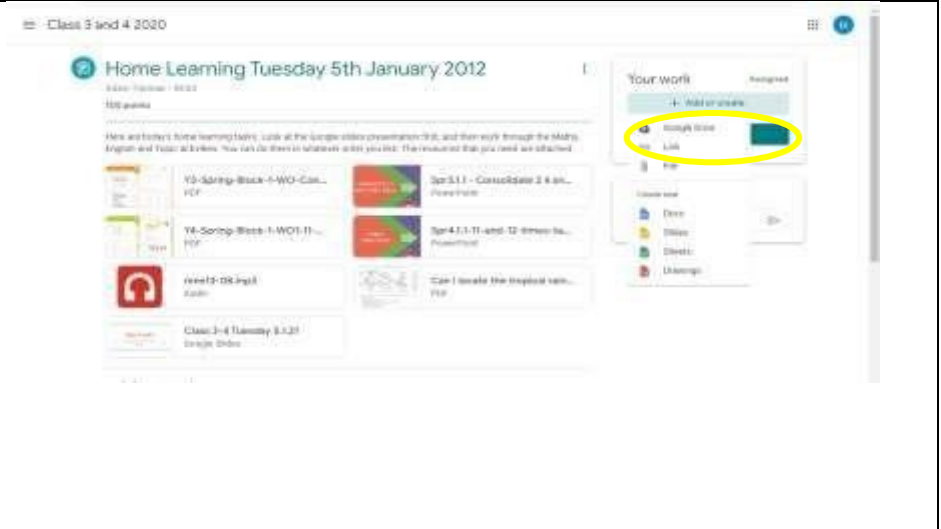
Click on View Assignment.



This should be everything you need to complete the assignment. For remote learning, this will usually include a variety of activities alongside some supporting documents.



When you submit your work, you can upload files using the Add or create button. For example, if you have taken a photo of your work, or done it as a Word document, you can use this button to upload it. You can also use this button to create a new Docs, Slides, Sheets or Drawings file which will be submitted when you finish your work.



Once you're happy, click on the 'Mark as Done', or 'Hand in' button, to let your teacher know you have finished.

